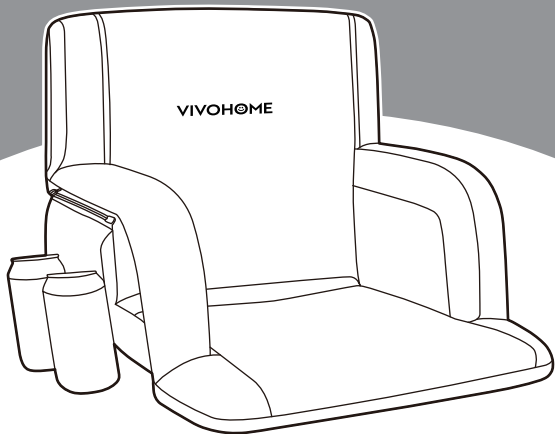


VIVOHOME

HOW-TO

USER MANUAL



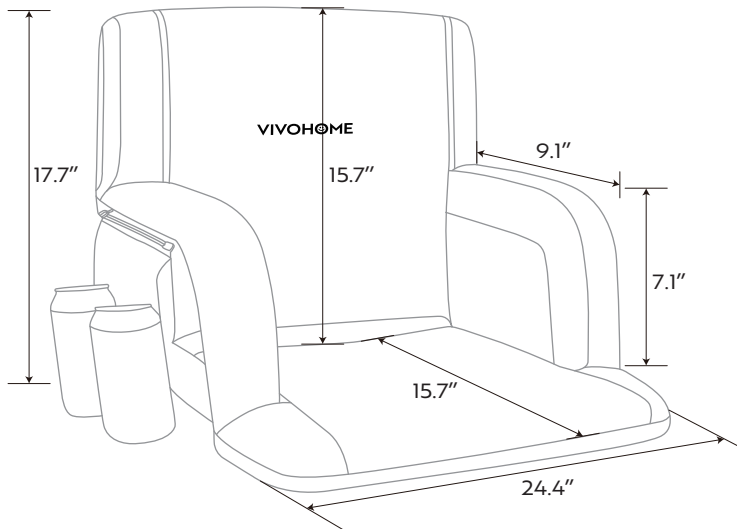
Portable Stadium Seat Chair

Assembly is EASY!

**WE WANT
YOU TO
ENJOY LIFE
AT HOME**

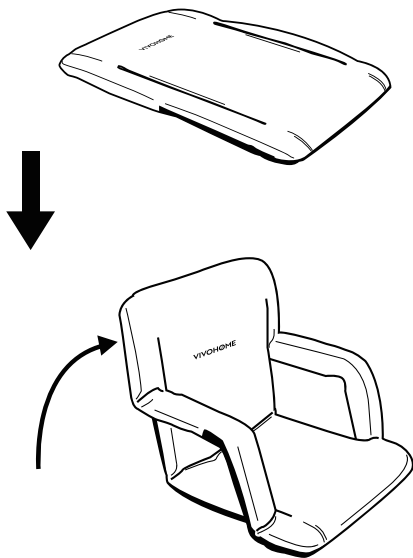
**GO TO THE PRODUCT LISTING PAGE
FOR AN INSTRUCTIONAL VIDEO!**

Dimensions



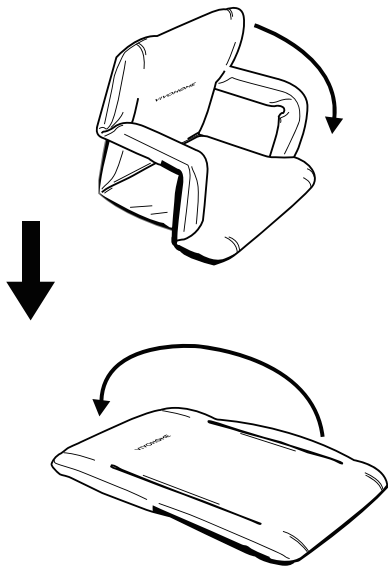


To Erect: From Flat Position, Pull Backrest Forward Into Desired Seating Position.



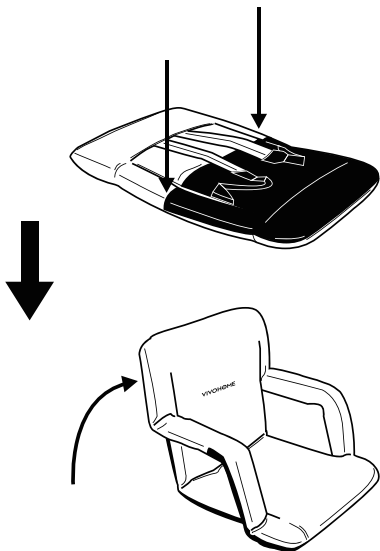


To Collapse: Pull Backrest Fully Forward, Then Push Back Flat.



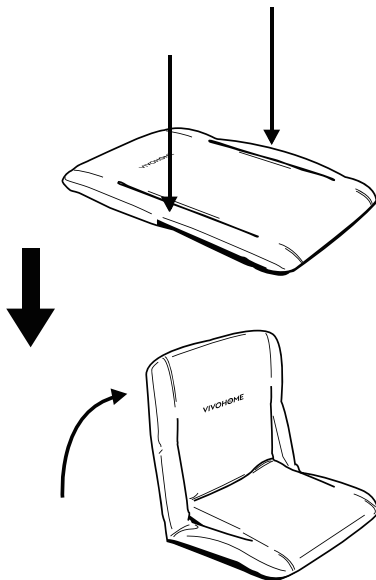


To Erect With Armrests: With Both Hands On Hinges, Apply Pressure TO Armrests With Chair Lying Face Down.





To Erect Without Armrests: With Both Hands On Hinges, Apply Pressure To Armrests With Chair Lying Face Up.



SECTION C

Specifications



Fabric material: Oxford cloth

Frame material: Steel frame with powder coating

SECTION D

Warning



1. Do not step on the seat or use the product in unintended ways, as this may lead to product damage or user injury.
2. Exercise caution when folding the product to prevent any potential injury to your fingers.
3. This product should only be utilized on level ground to ensure stability and safety during use.



The VIVOHOME warranty program is our commitment to you. We are committed to providing you with a high-quality product that meets your needs and expectations. To demonstrate our confidence in the durability and performance of our products, we offer the following warranty.

Warranty Coverage

This warranty program applies to any orders, purchases, receipts, or use of any products sold by VIVOHOME and is valid for a period of 1 year from the date of purchase. However, please note that this warranty period is only valid for the original order. If you receive a replacement order during the warranty period, it will not include a separate warranty period.

Warranty Exclusions

This warranty does not cover damage resulting from misuse, accident, unauthorized modification, or any other circumstances not directly related to the manufacturing and design of the product, including but not limited to:



- Parts lost during use.
- Normal wear and tear of products or parts.
- Incorrect installation (such as using the wrong voltage) or assembly.
- Exceeding the bearing capacity of the product.
- Use under extremely harsh conditions.
- Improper cleaning or maintenance.
- Damage caused by any reason other than the intended use of the product.
- Indirect loss or damage caused by the product.

How to Make a Warranty Claim

If you find any defects that affect the use of the product or if the product stops working and cannot be repaired during the warranty period, please contact our customer service team at our email or via Amazon & app's direct messaging service as soon as possible. Provide the following information to expedite the process:

- Order number
- Images and/or videos illustrating the issue
- A detailed description of the problem

Warranty



VIVOHOME will provide technical support, replacement, refund, or other solutions based on the nature of the issue. If you wish to return the original package for any reason, please contact us for confirmation before proceeding. You can expect to receive a response within 48 hours.

Thank you for choosing VIVOHOME. We are committed to ensuring the quality and satisfaction of your purchase. If you have any questions or need assistance, please do not hesitate to contact our customer service team.

VIVOHOME

**THANK
YOU!**

NOTE:

To continuously improve its products, VIVOHOME reserves the right to modify this information without prior notification.

For any questions regarding assembly, please watch the video on the product page or contact our customer service. Our customer service will gladly assist you with any additional questions, comments, or concerns.

Thank you for using VIVOHOME products in your home!

Thank You for Purchasing from

VIVOHOME

Made in China